

Public Health Data: Update for Rutland

December 2023

Victoria Rice
Research & Insight Manager

Business Intelligence Service
Chief Executive's Department
Leicestershire County Council
County Hall, Glenfield
Leicester LE3 8RA

Email victoria.rice@leics.gov.uk

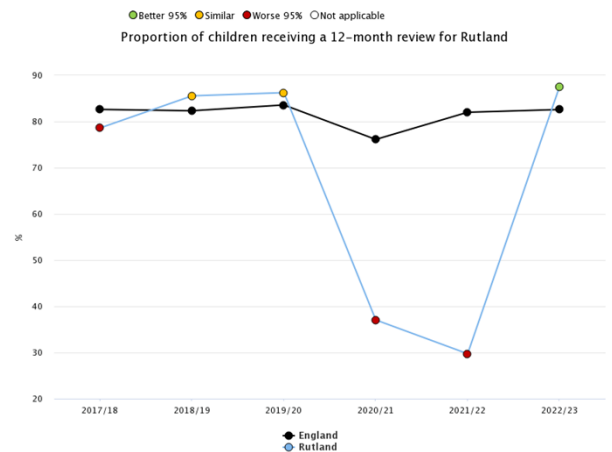
Produced by the Business Intelligence Service at Leicestershire County Council.

Whilst every effort has been made to ensure the accuracy of the information contained within this report, Leicestershire County Council cannot be held responsible for any errors or omission relating to the data contained within the report.

Priority 1: The best start for life

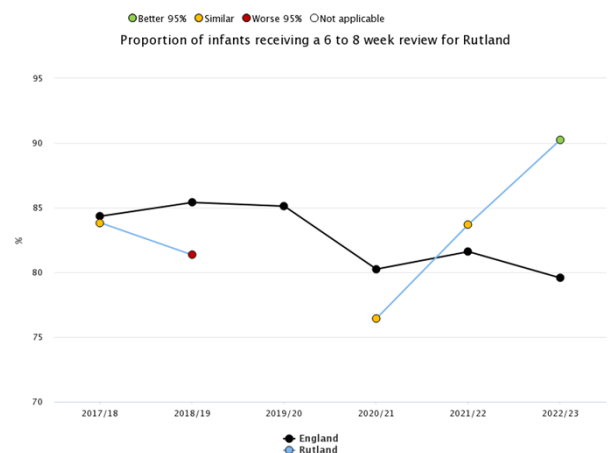
The proportion of children receiving a 12 month review in Rutland is now significantly better than the national average, having previously performed significantly worse.

- The percentage of children receiving a 12 month review has increased from 29.7% in 2021/22 to 87.5% in 2022/23. Rutland now performs significantly better than the national figure of 82.6%, having performed significantly worse for the last 2 time periods.
- Over the last five data points, the trend of the percentage of children receiving a 12 month review in Rutland has shown a significantly worsening (decreasing) trend.



The proportion of infants receiving a 6-8 week review in Rutland is now significantly better than the national average, having previously performed similarly.

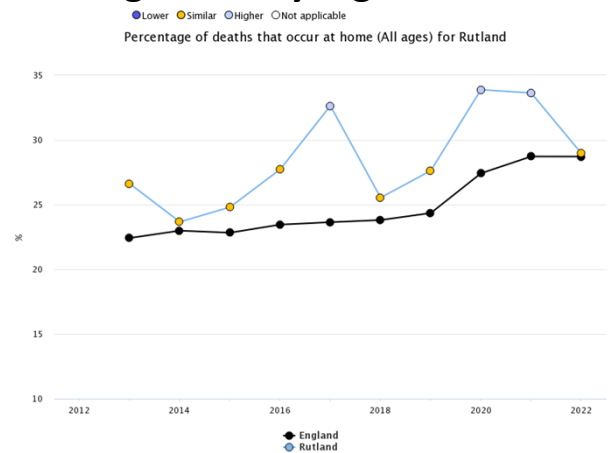
- The percentage of infants receiving a 6 to 8 week review has increased from 83.7% in 2021/22 to 90.3% in 2022/23. Rutland now performs significantly better than the national figure of 79.6%, having performed similarly for the last 2 time periods.
- The trend of the percentage of infants receiving a 6 to 8 week review in Rutland over the last 5 time periods shows no significant change.



Priority 6: Ensuring people are well supported in the last phase of their lives

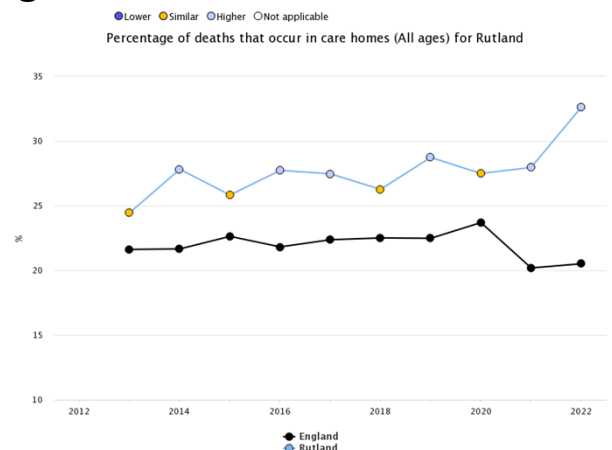
The percentage of deaths occurring at home in Rutland is similar to the national average, having previously performed significantly higher.

- The percentage of deaths in Rutland that occurred at home (all ages) has decreased from 33.6% in 2021 to 29.0% in 2022. This is statistically similar to the England percentage of 28.7%.
- The trend over the last 5 time periods shows no significant change.



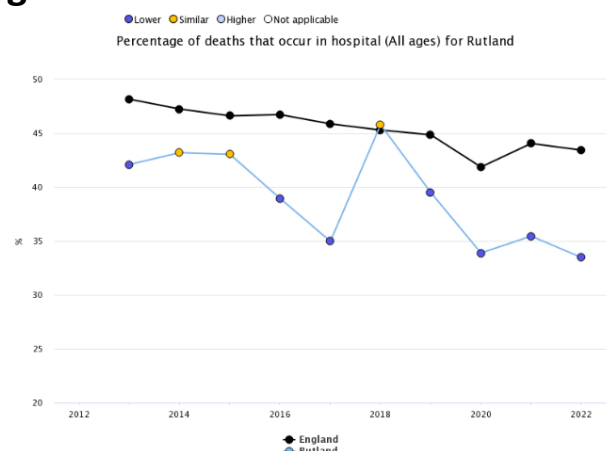
The percentage of deaths occurring in care homes in Rutland remains significantly higher than the national average.

- The percentage of deaths in Rutland that occurred in care homes (all ages) has increased from 28.0% in 2021 to 32.6% in 2022. This remains significantly higher than the England percentage of 20.5%.
- The trend over the last 5 time periods shows no significant change.



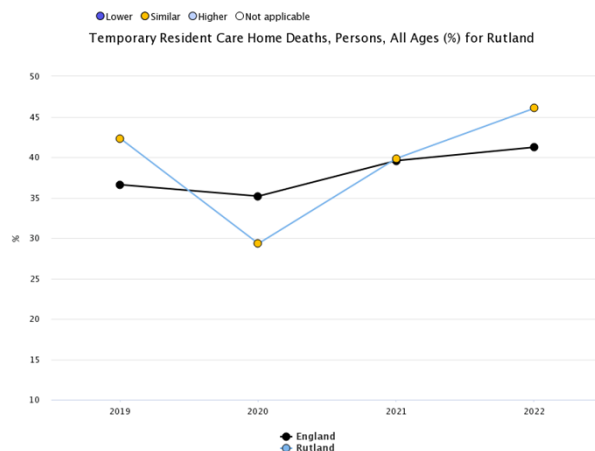
The percentage of deaths occurring in hospital in Rutland remains significantly lower than the national average.

- The percentage of deaths in Rutland that occurred in hospital (all ages) has decreased from 35.5% in 2021 to 33.5% in 2022. This remains significantly lower than the England percentage of 43.4%.
- Over the last five data points, the percentage of deaths occurring in hospital (all ages) in Rutland has shown a significantly decreasing trend.



The proportion of temporary resident care home deaths remains similar to the national average.

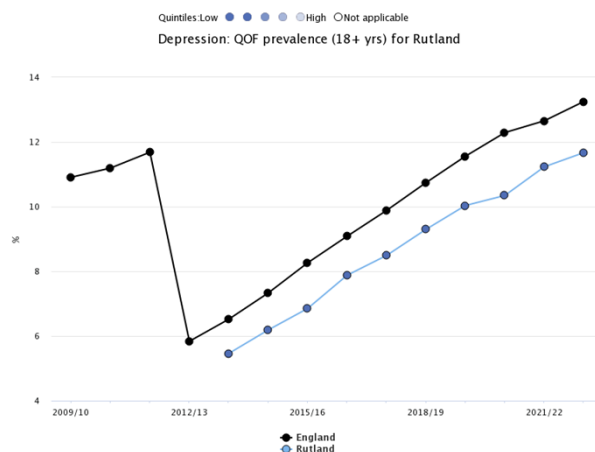
- The proportion of temporary resident care home deaths in Rutland has increased from 39.8% in 2021 to 46.1% in 2022. This remains similar to the national average of 41.2%.



Cross cutting themes: Mental Health Indicators

The Depression: QOF prevalence has seen an increasing trend but is still in the 2nd lowest quintile in England.

- The Depression: QOF prevalence in Rutland has increased from 11.2% in 2021/22 to 11.7% in 2022/23. This remains in the 2nd lowest quintile in England.
- Over the last five data points, the Depression: QOF prevalence in Rutland has shown a significantly increasing trend.



If you require information contained in this leaflet in another version e.g. large print, Braille, tape or alternative language please telephone: 0116 305 6803, Fax: 0116 305 7271 or Minicom: 0116 305 6160.

ਜੇ ਆਪ ਆ ਮਾਡਿਨੀ ਆਪਨੀ ਆਧਾਮਾਂ ਸਮਝਵਾਮਾਂ ਥੀੜੀ ਮਦਦ
ਓਝਨਾਂ ਡੋ ਨੋ 0116 305 6803 ਨੰਬਰ ਪਰ ਫ਼ੋਨ ਕਰਥੋ ਅਨੇ
ਅਮੇ ਆਪਨੇ ਮਦਦ ਕਰਵਾ ਆਵਥਾ ਕਰੀਥੁੰ.

ਜੇਕਰ ਤੁਹਾਨੂੰ ਇਸ ਜਾਣਕਾਰੀ ਨੂੰ ਸਮਝਣ ਵਿਚ ਕੁਝ ਮਦਦ ਚਾਹੀਦੀ
ਹੈ ਤਾਂ ਕਿਰਪਾ ਕਰਕੇ 0116 305 6803 ਨੰਬਰ ਤੇ ਫੋਨ ਕਰੋ ਅਤੇ
ਅਸੀਂ ਤੁਹਾਡੀ ਮਦਦ ਲਈ ਕਿਸੇ ਦਾ ਪੁੱਛਯ ਕਰ ਦਵਾਂਗੇ।

এই তথ্য নিজের ভাষায় বুঝার জন্য আপনার যদি কোন
সাহায্যের প্রয়োজন হয়, তবে 0116 305 6803 এই নম্বরে
ফোন করলে আমরা উপযুক্ত ব্যক্তির ব্যবস্থা করবো।

اگر آپ کو یہ معلومات سمجھنے میں کچھ مدد درکار ہے تو براہ مہربانی اس نمبر پر کال کریں
0116 305 6803 اور ہم آپ کی مدد کے لئے کسی کا انتظام کر دیں گے۔

假如閣下需要幫助，用你的語言去明白這些資訊，
請致電 0116 305 6803，我們會安排有關人員為你
提供幫助。

Jeżeli potrzebujesz pomocy w zrozumieniu tej informacji
w Twoim języku, zadzwoń pod numer 0116 305 6803,
a my Ci dopomozemy.

Business Intelligence Service
Chief Executive's Department
Leicestershire County Council
County Hall
Glenfield
Leicester
LE3 8RA
bi@leics.gov.uk
www.lsr-online.org